

Richardson Community Survey Recap

The first survey administered as part of the Envision Richardson Comprehensive Plan Update was available for response during the public engagement process called Community Summit 1, which was held from June 24th to July 6th, 2023. Among the goals of the public engagement process in this effort are to promote transparency, to encourage people who would not normally participate in a project such as this to play a role in determining the plan's direction, and to ensure that the final plan is the community's, not the consultant's.

The Community Survey was one aspect of a multi-faceted public engagement strategy. It was hosted on EnvisionRichardson.com via:

- Direct link of the project website
- Link/QR Code at the Open Houses and Community Events
- Link in the Virtual Engagement Rooms and at Pop-up Engagement Kiosks

It was made available online in nearly 100 languages through Google Translate and was provided in hard copy format at Open Houses, Pop-up locations, and at several City facilities. The survey was also sent out via email to those who subscribed to get updated on the Envision Richardson website. Nearly 590 individuals gave feedback through the survey, which consisted of questions related to current issues facing Richardson and respondents' visions and priorities for Richardson's future. The following document outlines the responses to the Community Survey.

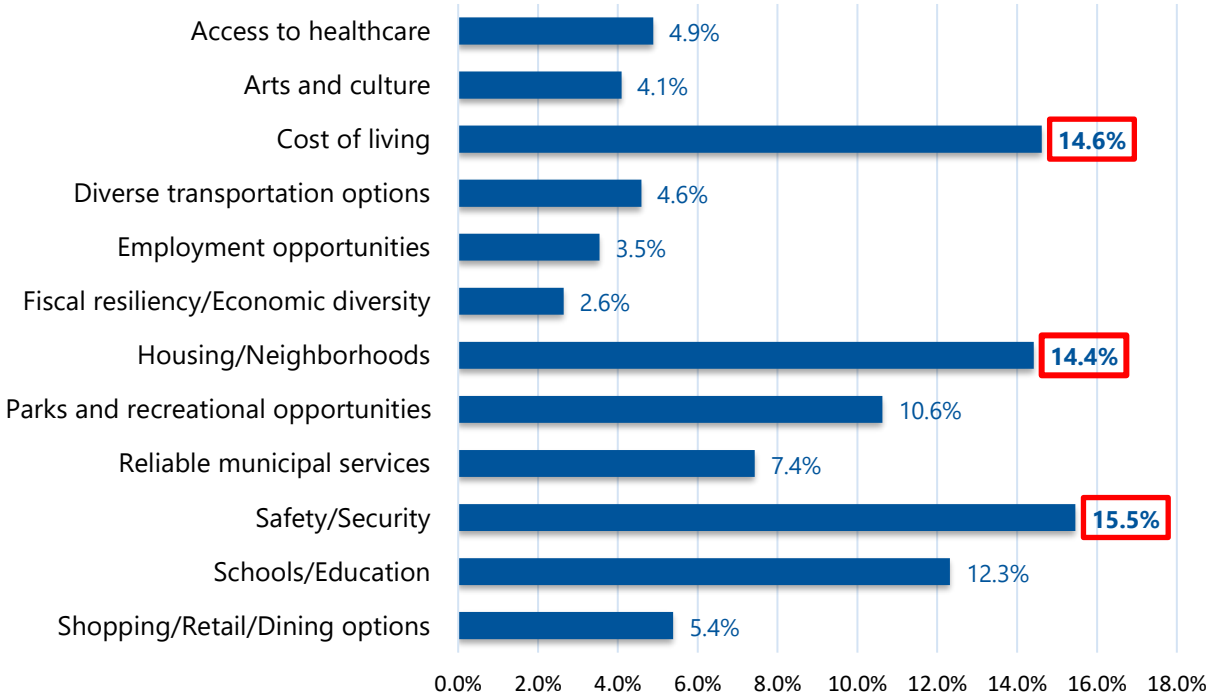
Question 1: How do you rate the following features of Richardson?

	Poor	Average	Good	Excellent	No Opinion
As a place to live	7	60	244	386	14
As a place to raise a family	11	56	227	371	41
As a place to retire	47	109	239	205	104
As a place for recreation (parks, open spaces, trails)	28	122	283	261	12
As a place to shop	103	306	228	52	13
Overall image and appearance	21	160	365	152	3
Overall quality of municipal services	7	68	252	332	38
Overall quality of housing and neighborhoods	12	123	339	207	11
Overall quality of shopping and retail	84	232	254	53	9
Overall quality of life	4	67	284	227	8

Responses:

1. As a place to live
2. As a place to raise a family
3. Overall quality of municipal services
4. Overall quality of housing and neighborhoods
5. As a place for recreation (parks, open spaces, trails)

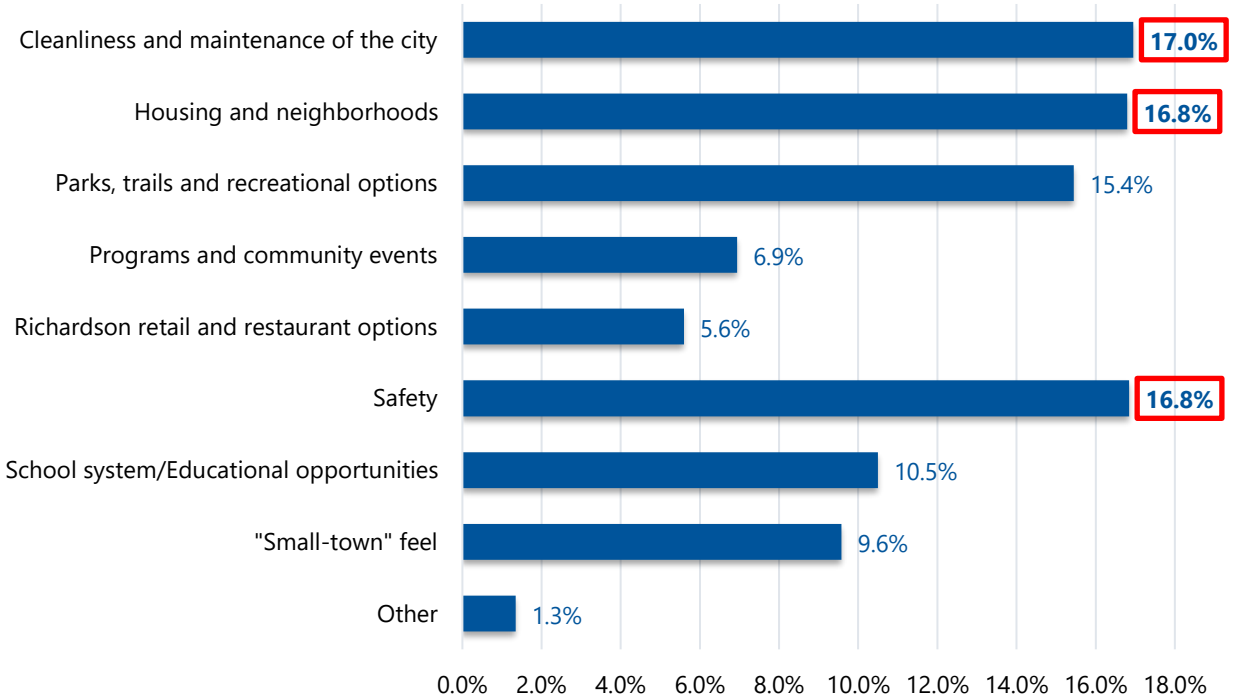
Question 2: Which of the following community characteristics are most important to you and/or your family? (select up to three)



Responses:

1. Safety/Security
2. Cost of living
3. Housing/Neighborhoods

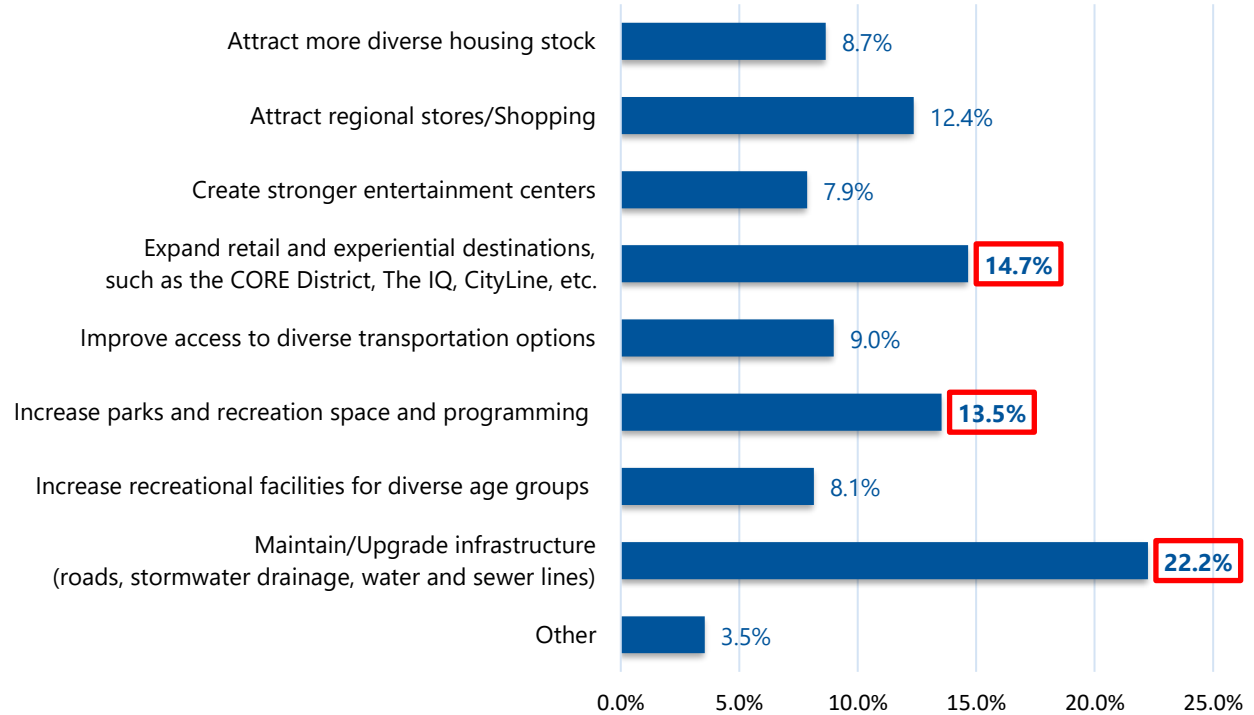
Question 3: What makes Richardson a great place to live, work, and visit?
(select up to three)



Responses:

1. Cleanliness and maintenance of the city
2. Housing and neighborhoods
3. Safety

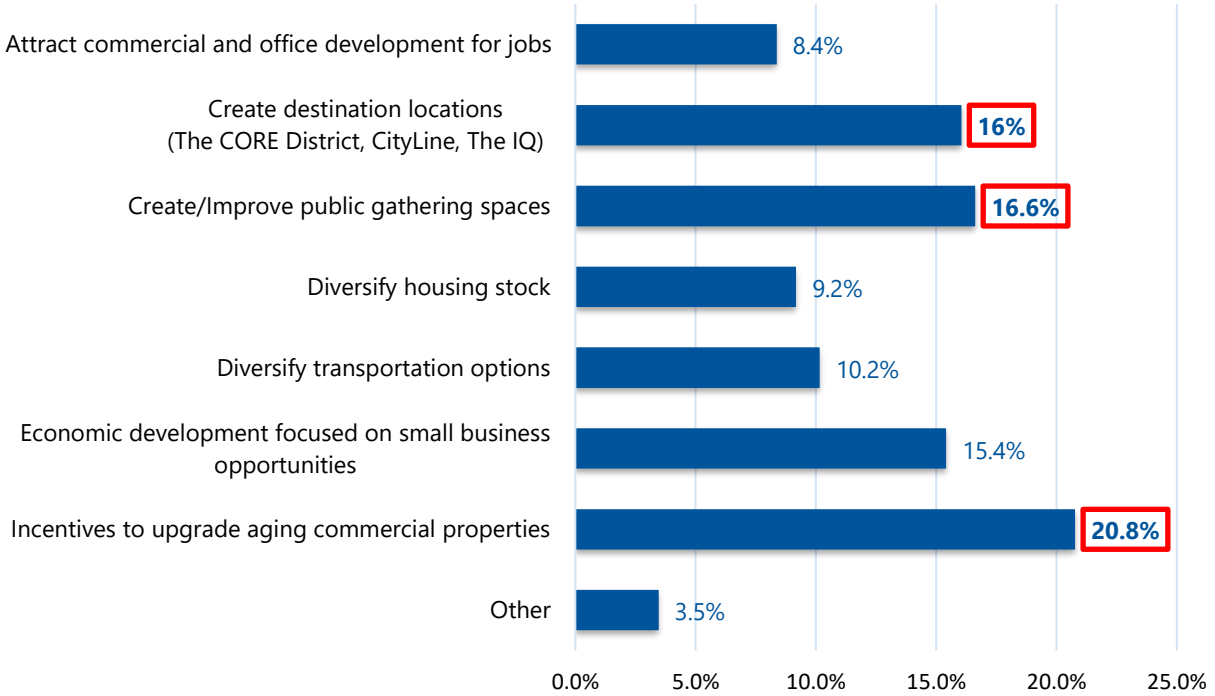
Question 4: What are some ways Richardson can improve to make the city a better place to live, work, and visit? (select up to three)



Responses:

1. Maintain/Upgrade infrastructure (roads, stormwater drainage, water and sewer lines)
2. Expand retail and experiential destinations, such as the CORE District, The IQ, CityLine, etc.
3. Increase parks and recreation space and programming

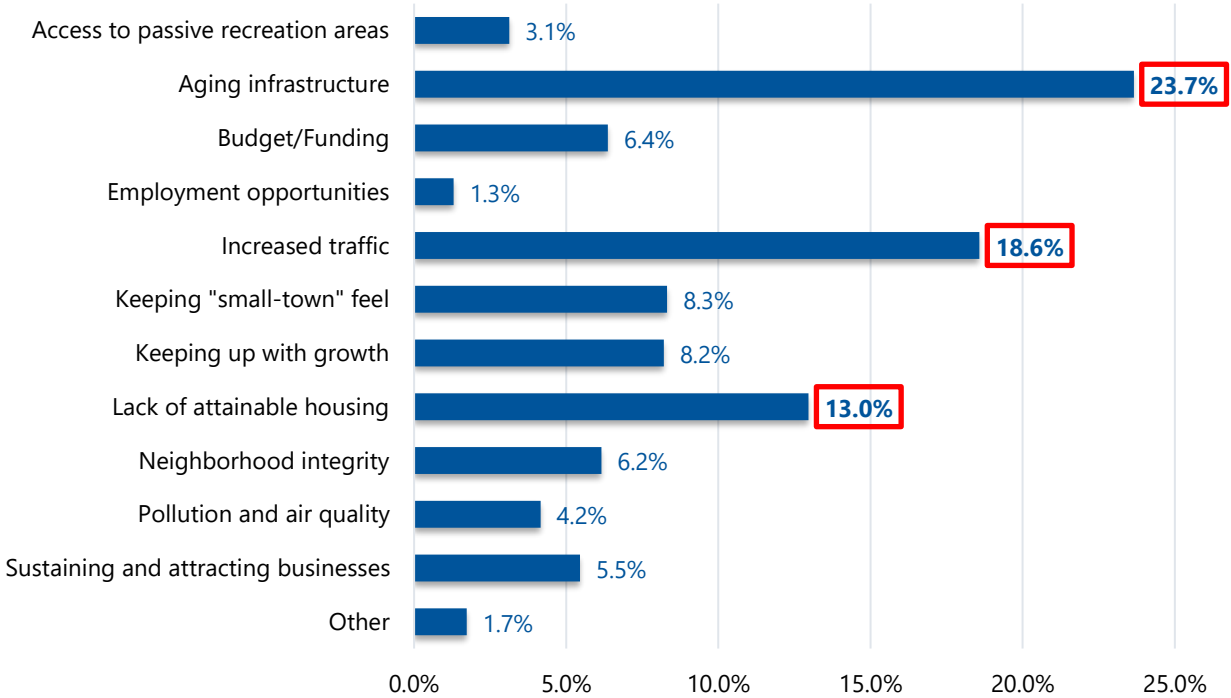
Question 5: How should Richardson continue to grow and develop in the future? (select up to three)



Responses:

1. Incentives to upgrade aging commercial properties
2. Create/Improve public gathering spaces
3. Create destination locations (The CORE District, CityLine, The IQ)

Question 6: What are some of the biggest challenges Richardson is likely to face in the coming years? (select up to three)



Responses:

1. Aging infrastructure
2. Increased traffic
3. Lack of attainable housing

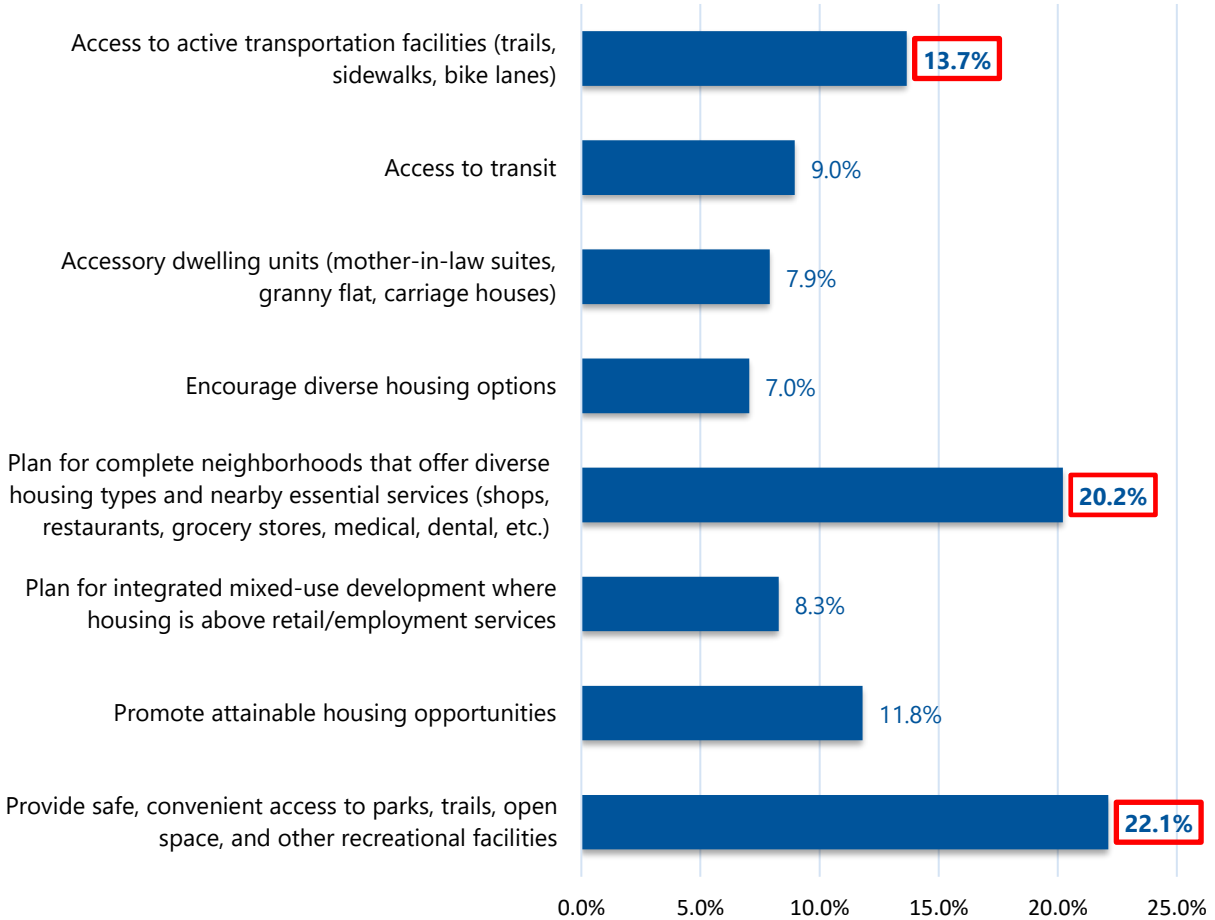
Question 7: How important are the following neighborhood issues to you?

	Very Important	Important	Not Important	No Opinion
Access to active transportation options (walking, biking, skateboard/rollerblading, electric scooter)	252	251	104	25
Condition and quality of neighborhood streets/alleys	438	175	17	6
Convenient access to DART bus or rail	143	228	213	41
Diverse housing options	161	228	194	43
Neighborhood integrity	377	178	41	25
Parks or recreation amenities in proximity to neighborhoods	396	202	13	8

Responses:

1. Condition and quality of neighborhood streets/alleys
2. Parks or recreation amenities in proximity to neighborhoods
3. Neighborhood integrity

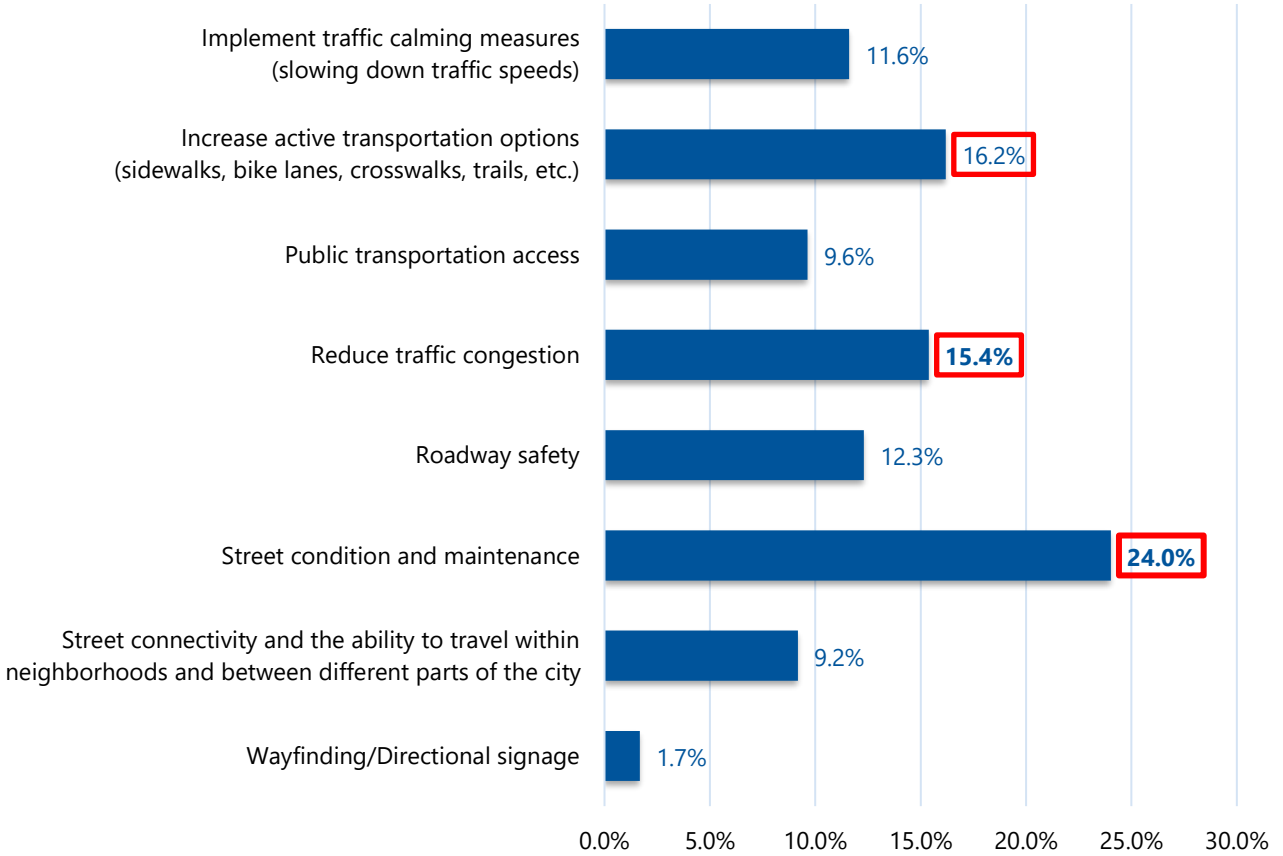
Question 8: What do you think the City of Richardson's priorities should be related to overall housing policy? (Select up to three)



Responses:

1. Provide safe, convenient access to parks, trails, open space, and other recreational facilities
2. Plan for complete neighborhoods that offer diverse housing types and nearby essential services (shops, restaurants, grocery stores, medical, dental, etc.)
3. Access to active transportation facilities (trails, sidewalks, bike lanes)

**Question 9: What are your top priorities for transportation improvements?
(Select up to three)**



Responses:

1. Street condition and maintenance
2. Increase active transportation options (sidewalks, bike lanes, crosswalks, trails, etc.)
3. Reduce traffic congestion

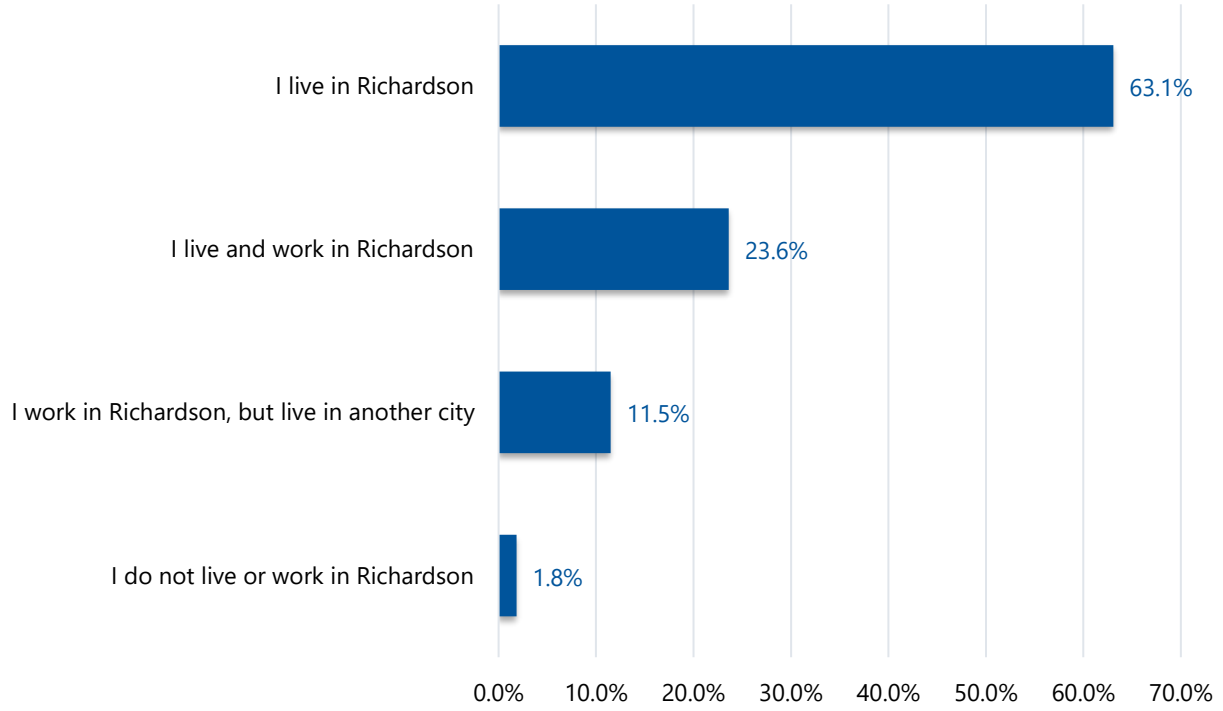
Question 11: How important are the following issues to you?

	Very Important	Important	Not Important	No Opinion
Access to city services	287	282	21	6
Arts & Culture	159	342	74	14
Environmental conservation and sustainability	296	230	47	15
Health care accessibility and quality	288	275	19	9
Property standards	300	229	53	6
Public safety	469	109	7	5

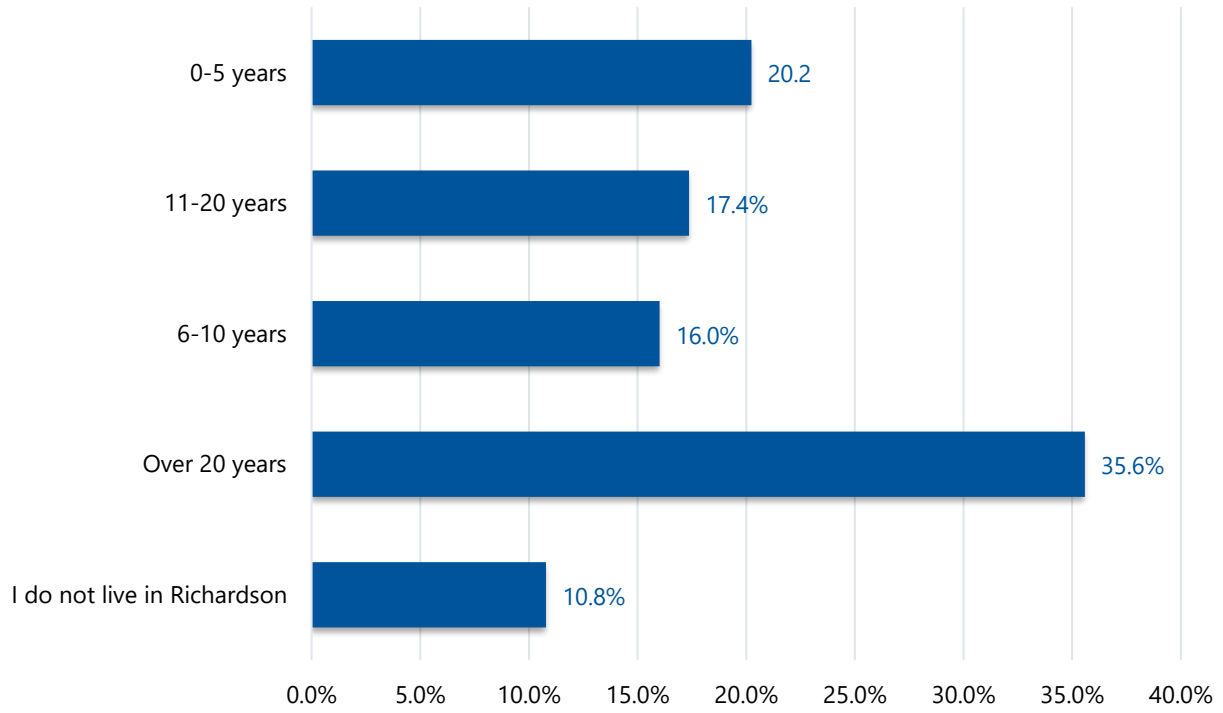
Responses:

1. Public safety
2. Access to city services
3. Health care accessibility and quality

Question 12: Which best describes you?

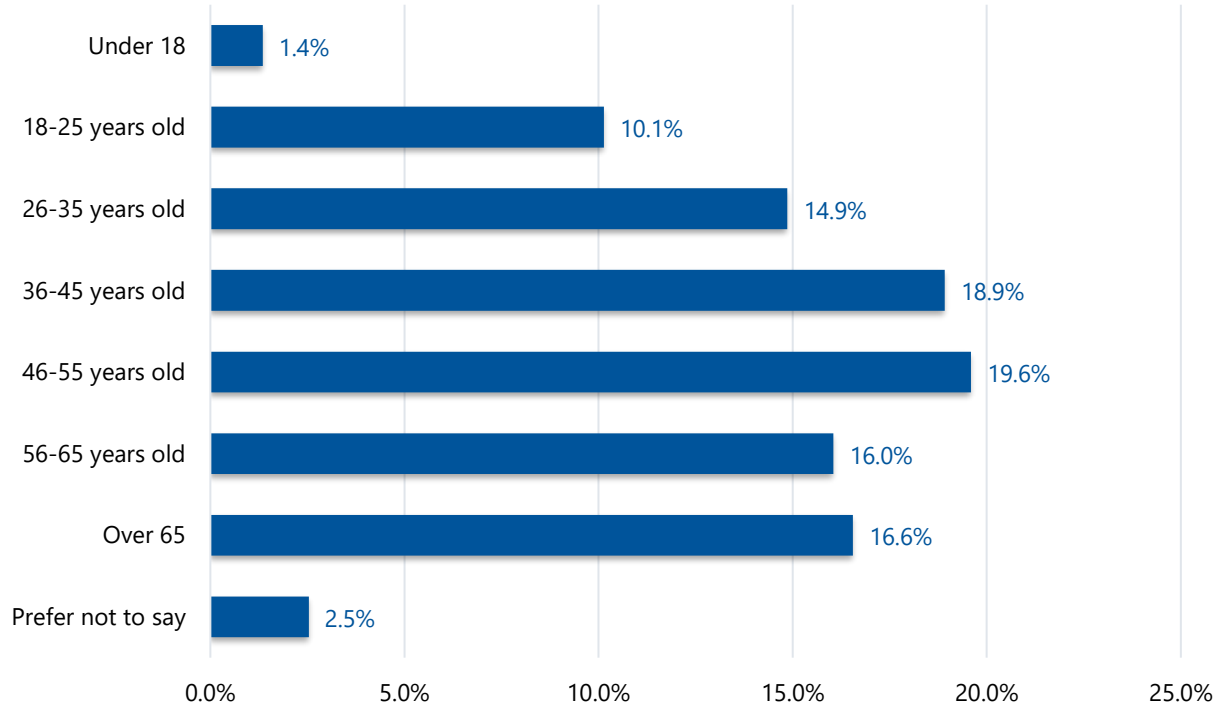


Question 13: How long have you lived in the City of Richardson?



Question 14: What is your age?

Question fourteen was optional and provides demographic information that will aid in understanding the survey. Results are below.



Question 15: Which of the following best describes you?

Question fifteen was optional and provides demographic information. Results are below.

